

SUTTON ACADEMY

School Travel Plan

Compiled January 2020 by Stewart Morehead, Asset and Health & Safety Manager
Contributions by Head of School, School Governors and HR Director

Site Overview

The school site is located at the edge of the village of Sutton St. Nicholas. It has access from the main road through the village which has a 20mph speed limit at the beginning and end of the school day.

The school has a large catchment area and a 55% of the 161 children live outside the catchment area. A significant number of children living outside our catchment area is relevant when considering suitable ways to travel to school. Most village schools have a high percentage of children from outside the village. It would not be feasible for every village to have a school.

At present there are approximately 102 families with pupils aged between 4-11 years old. The school employs full-time teachers, part-time teacher, lunch-time assistants and administration personnel. In addition to these members of staff there are a number of peripatetic music staff, supply teachers, local authority support staff, parents and other visitors regularly visiting the site. Seedlings Pre-school is also situated on the site. The school also shares its premises with Sutton Community Centre which is often used during the school day. All use the car park.

The school operates from 8.30a.m. The school day finishes at 3.15p.m. Many pupils attend after school clubs and this eases congestion on the car park. The numbers attending and the times of collection vary not only from day-to-day but also from week to week.

Children travel by car, bicycle, walking, park and walk and by taxi. There are regular deliveries from the fruit delivery service and the groundsmen visit frequently especially outside the winter months.

There is a turning system around a crescent for the school bus to turn. This bus collects the secondary school pupils from the car park. Pedestrians are encouraged to use the pavement.

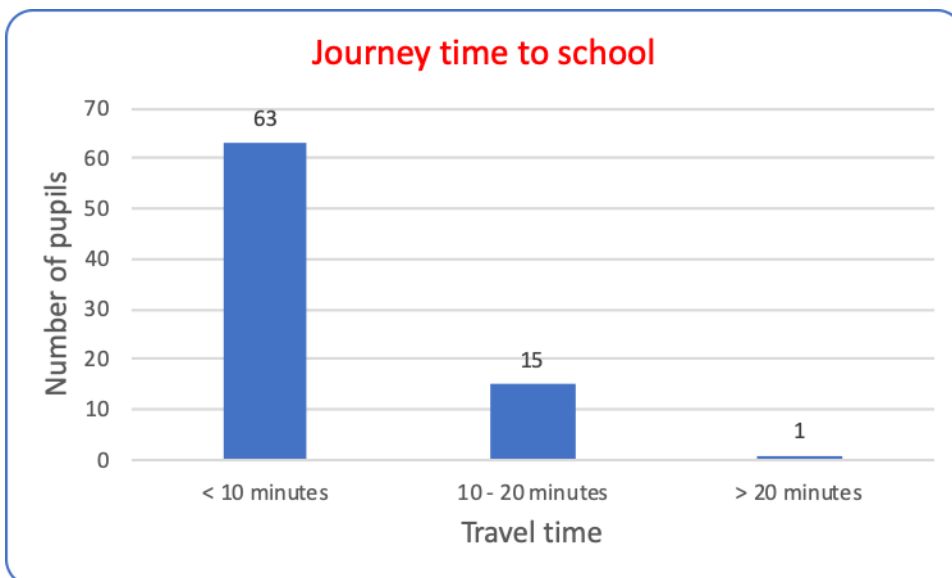
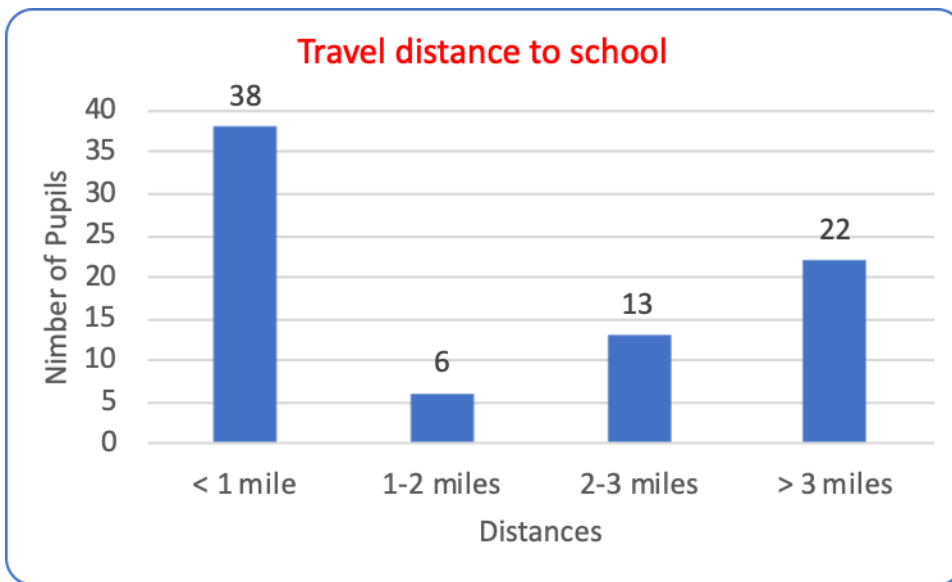
There is good provision for walkers with pavements available. The road is quite busy at various times of the day. Visibility at the pedestrian crossing point is very good. The access to the car park is also the access to Lingen Field. In 2019 this access stretch of road was signed over to Hereford Council with the permission of the Secretary of State. This enabled Lingen Field to

become an adopted road by Hereford Council. The Council are responsible for the maintenance of this access section of road.

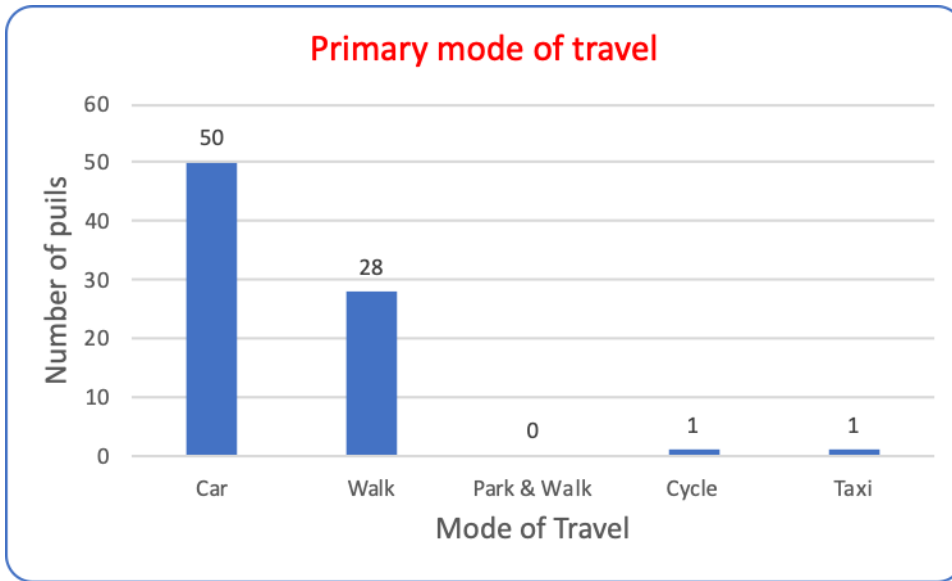
Provisions for staff and visitor parking is very generous in comparison to the vast majority of schools in the county. In fact many have no parking facilities other than staff parking.

A travel questionnaire was distributed to parents in December 2019. The returned questionnaires for their children attending Sutton Academy totalling 79.

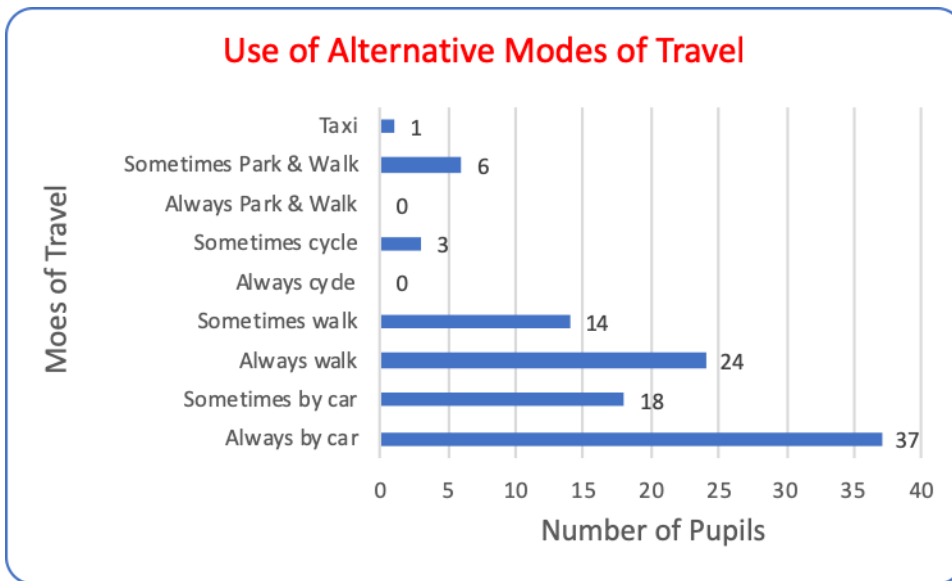
Numbers of children for the distance and time graph are calculated from the travel questionnaire replies.



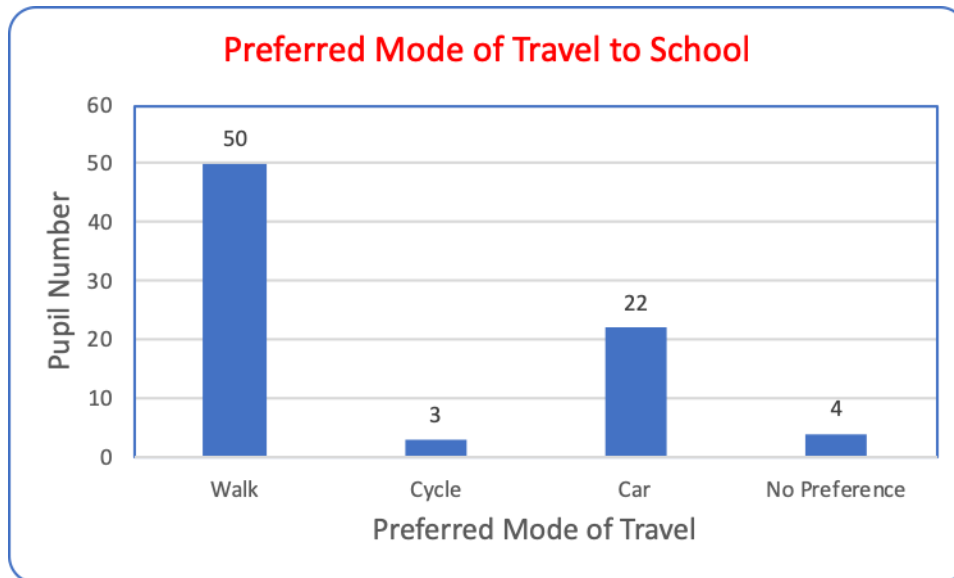
Number of children on their modes of transport to school graph were calculated from parent questionnaires.



Number of children on their alternative modes of transport to school graph were calculated from parent questionnaires. The graph identifies that those whose primary mode of transport is by car do occasionally use alternative modes of travel.



The graph below reflects parental responses with regard to travel to and from school. Significantly the preference for car travel is lower.



Although many parents stated a preference to walk or cycle the distances, excessive traffic on the roads, family commitment and work commitments did not make it possible.

Parents were asked to make comments regarding their experience in travelling to and from school. 46 parents made comments about their experiences travelling to school and accessing the school site. Although the school has no jurisdiction with regard to public highways parental concerns are acknowledge. Many of the issues have a commonality and are briefly as follows;

- Complaints from residents in Lingen Field about parking across their drives
- The junction at the pub gets very busy/congested
- Parking spaces for the disabled miss-used by non-disabled persons
- Parking problems compounded by parents socialising – often with their engines running
- Erratic and inconsiderate parking, i.e. taking up too much space, double parking
- Experiences of bad behaviour towards other parents using the parking facility
- Parking at school is a source of anxiety
- An exit at the far end of the car park would help
- Helpful if there was a designated 'drop off' zone
- Some form of parking management required

In fairness many of those making these comments also stated how fortunate Sutton is to have such a car park as many schools do not.

Frequently Asked Questions

Parents and neighbours have raised the following points;

Q: Why not have staggered school times, i.e. staggered times for KS1 and KS2?

A: Families have children in different year groups. Hence this is not feasible.

Q: Why can't an exit be constructed to produce an 'in and out' traffic system?

A: The planning, highways and crucially the costs are prohibitive.

Q: Why can't there be management of parking by school staff?

A: Unfortunately, the school does not have a staffing compliment to oversee parking. This would include managing a strictly 'pick up and drop off' zone.

Q: Why are parents inappropriately parking in the disabled bay thus causing real difficulty for those who have a disability.

A: The school encourages parents to respect these bays especially as there is a current need.

Our Policy Statement

- Will encourage all members of the school community to walk or cycle to school whenever possible
- Will encourage schemes such as car sharing or utilisation of the school transport in preference to single passenger occupancy if suitable booster seats are available.
- Is keen to ensure that the travel movement caused by the school does not endanger its own pupils or other road users and causes minimal nuisance to the local residents.
- Will inform the school community of the health and environmental benefits of walking and cycling and how these modes of transport contribute to the pupils' personal development.
- Will strive to provide its pupils with the knowledge and skills needed to travel safely and responsibly.
- Will strive to ensure the pupils understand the environmental advantages of supporting sustainable transport practices.

Objectives of the School Travel Plan

1. To equip pupils with the knowledge and skills needed to walk and cycle safely.
2. To improve access to the school site for pedestrians and cyclists.
3. To reduce traffic congestion and perceived danger in the school car park.
4. To contribute to pupils' health and personal development by encouraging walking and cycling for school and other journeys as a habit this is maintained beyond childhood.
5. To foster a conscientious attitude towards the safety of themselves and others in all traffic situations.
6. To aim to reduce the negative impacts of school travel.

Action Plan

ACTION	DATE	REVIEW DATE	NOTES
Pupil road cycle training – Bike Ability	Summer term	2021	
Provide pedestrian or car safety training sessions	Spring term	2021	
To encourage children to consider the benefits of walking and cycling through “Walk to School Week”, information from Junior Road Safety Officers and curriculum work.	Summer term	2021	
To educate pupils and parents on the benefits of cycling and walking to school	Annually	2021	
To contact playgroup to ensure the parents using the school car park are aware of the parking protocol	Spring term	2021	
Encourage parents and pupils to ‘buddy up’ and collectively park and walk in.	Spring term	2021	

Targets for the next five years

Target	January 2020-start of the Travel Plan	2021
% of pupils walking to school	35	40
% of pupils cycling to school	1	1
% of pupils travelling on school transport	1	1
% of pupils travelling by individual car	63	55
% of pupils who park and walk	0	3

Targets for our pupils are difficult to assess as many of our pupils live outside our catchment area or move outside it but remain at our school. 55% of our present pupils live outside the catchment area. Many have little choice of travelling to school other than by car.

Monitoring and Review

The Travel Plan will be reviewed annually and then presented to the Governing Body for approval.

Signed.....Headteacher

Date.....

Signed.....Chairman of Governors

Date.....